



2SK2751

N-CHANNEL JFET

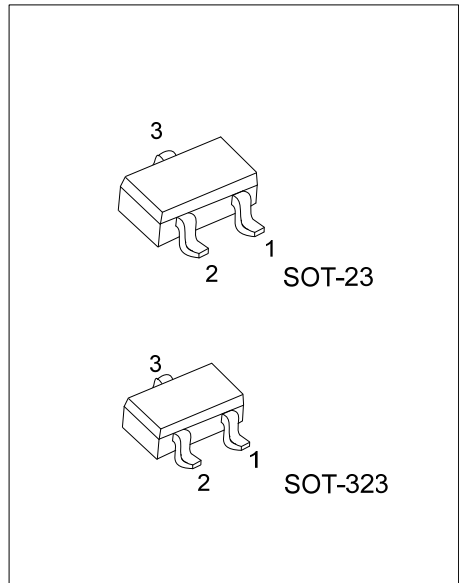
N-CHANNEL JUNCTION FET

FEATURES

- * Low noise-figure (NF).
- * High gate to drain voltage V_{GDO} .

APPLICATIONS

- * For impedance conversion in low frequency.
- * For pyroelectric sensor.



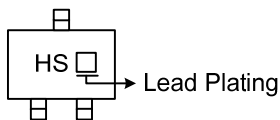
*Pb-free plating product number:2SK2751L

ORDERING INFORMATION

Ordering Number		Package	Pin Assignment			Packing
Normal	Lead Free Plating		1	2	3	
2SK2751-AE3-R	2SK2751L-AE3-R	SOT-23	D	S	G	Tape Reel
2SK2751-AL3-R	2SK2751L-AL3-R	SOT-323	D	S	G	Tape Reel

<p>2SK2751L-AE3-R</p>	<p>(1) R: Tape Reel (2) AE3: SOT-23, AL3: SOT-323 (3) L: Lead Free Plating, Blank: Pb/Sn</p>
-----------------------	--

MARKING



■ ABSOLUTE MAXIMUM RATINGS (Ta = 25°C)

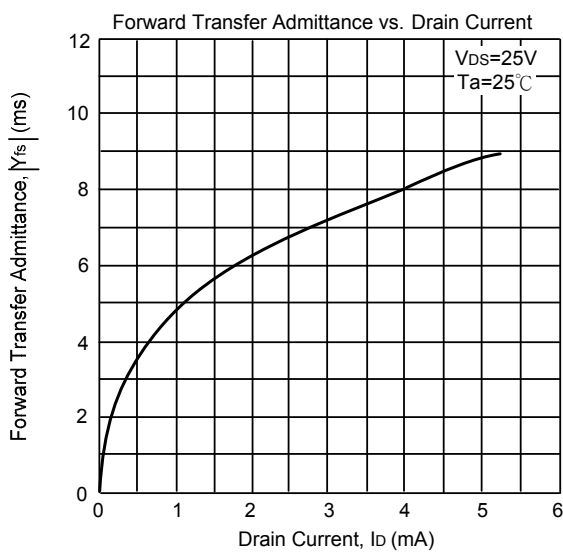
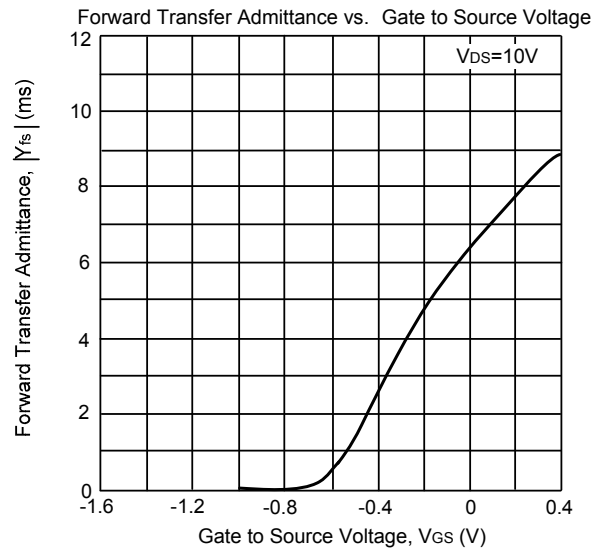
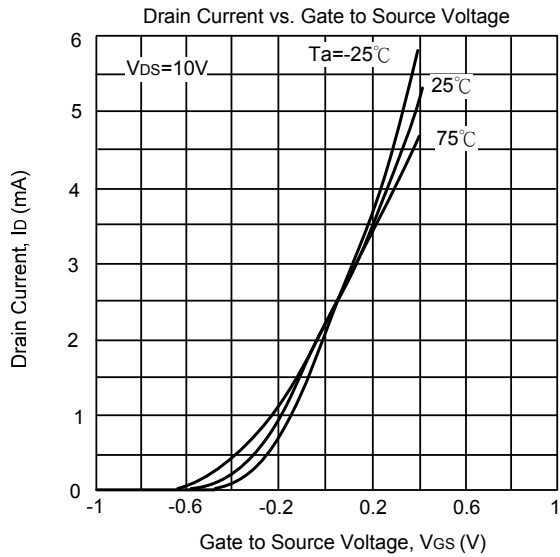
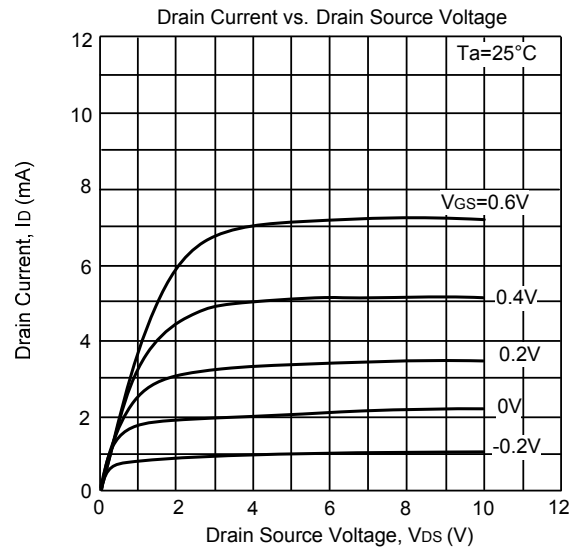
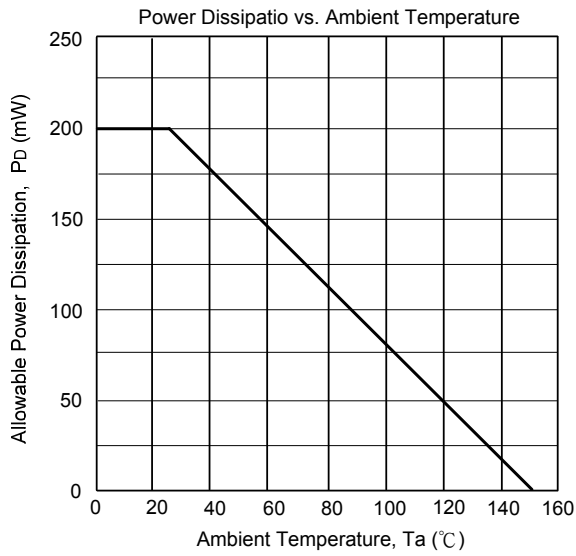
PARAMETER	SYMBOL	RATINGS	UNIT
Gate-Drain Voltage	V_{GDS}	-40	V
Drain Current	I_D	10	mA
Gate Current	I_G	2	mA
Allowable Power Dissipation	P_D	200	mW
Channel Temperature	T_{CH}	+150	°C
Storage Temperature	T_{STG}	-55 ~ +150	°C

Note: Absolute maximum ratings are those values beyond which the device could be permanently damaged.
Absolute maximum ratings are stress ratings only and functional device operation is not implied.

■ ELECTRICAL CHARACTERISTICS (Ta=25±3°C, unless otherwise specified)

PARAMETER	SYMBOL	TEST CONDITIONS	MIN	TYP	MAX	UNIT
Gate-Drain Voltage	V_{GDS}	$I_G = -100\mu A, V_{DS} = 0$	-40			V
Gate-Source Cut-Off Voltage	V_{GSC}	$V_{DS} = 10V, I_D = 1\mu A$			-3.5	V
Drain-Source Cut-Off Current	I_{DSS}	$V_{DS} = 10V, V_{GS} = 0$	1.4		4.7	mA
Gate-Source Leakage Current	I_{GSS}	$V_{GS} = -20V, V_{DS} = 0$			-1	nA
Forward Transfer Admittance	$ Y_{fs} $	$V_{DS} = 10V, V_{GS} = 0, f = 1kHz$	2.5			mS
Input Capacitance (Common Source)	C_{ISS}	$V_{DS} = 10V, V_{GS} = 0, f = 1MHz$		5		pF
Output Capacitance (Common Source)	C_{OSS}			1		pF
Reverse Transfer Capacitance (Common Source)	C_{RSS}			1		pF

TYPICAL CHARACTERISTICS



UTC assumes no responsibility for equipment failures that result from using products at values that exceed, even momentarily, rated values (such as maximum ratings, operating condition ranges, or other parameters) listed in products specifications of any and all UTC products described or contained herein. UTC products are not designed for use in life support appliances, devices or systems where malfunction of these products can be reasonably expected to result in personal injury. Reproduction in whole or in part is prohibited without the prior written consent of the copyright owner. The information presented in this document does not form part of any quotation or contract, is believed to be accurate and reliable and may be changed without notice.